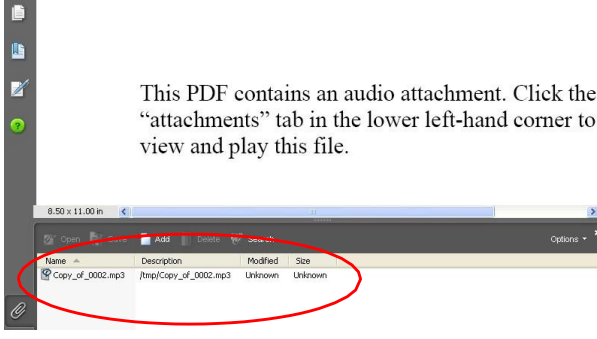




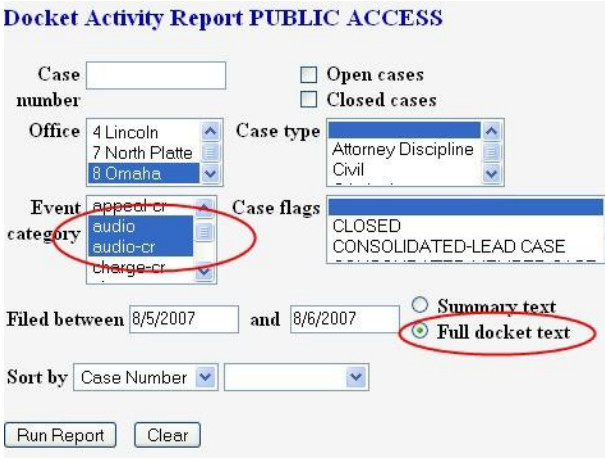

Accessing audio files from a Notice of Electronic Filing (NEF)

Each individual that receives a NEF for a case receives one free download of the audio file. Follow the steps in the table below to access the audio file.


STEP	RESULT								
<p>1. From the e-mail notification, click the Document Number link.</p> <p>The audio files are in MP3 format and embedded as an attachment to a PDF.</p>	<p style="text-align: center;">U.S. District Court District of Nebraska</p> <p>Notice of Electronic Filing</p> <p>The following transaction was entered on 7/30/2007 at 8:32 AM CDT and filed on 7/30/2007</p> <p>Case Name: USA v. Cassidy et al Case Number: 8:02-cr-103 Filed: Document Number: 6</p> <p>Docket Text: AUDIO FILE as to defendant(s) Butch Cassidy regarding Initial Appearance [2] held on 07/17/07 before Magistrate Judge F.A. Gossett. (LKP,)</p>								
<p>2. Click the Attachments tab or paper clip icon (depending on the version of Acrobat) to display a link to the MP3 file.</p> <p><u>Note:</u> If you do not see the paper clip icon or Attachments pane:</p> <ul style="list-style-type: none"> Acrobat 7, 8, or 9 go to View...Navigation Panels...Attachments. Acrobat X or XI go to View...Show/Hide...Navigation Panes..Attachments. 	<p>This PDF contains an audio attachment. Click the “attachments” tab in the lower left-hand corner to view and play this file.</p>  <p>The screenshot shows the Adobe Acrobat interface. The Attachments pane is open in the lower-left corner, displaying a table of attachments. The first attachment is highlighted with a red circle:</p> <table border="1"> <thead> <tr> <th>Name</th> <th>Description</th> <th>Modified</th> <th>Size</th> </tr> </thead> <tbody> <tr> <td>Copy_of_0002.mp3</td> <td>http/copy_of_0002.mp3</td> <td>Unknown</td> <td>Unknown</td> </tr> </tbody> </table>	Name	Description	Modified	Size	Copy_of_0002.mp3	http/copy_of_0002.mp3	Unknown	Unknown
Name	Description	Modified	Size						
Copy_of_0002.mp3	http/copy_of_0002.mp3	Unknown	Unknown						

Accessing audio files from PACER

PACER charges a fee to open an audio file (plus the cost of the accompanying report). Audio files are in MP3 format and can be played on a variety of media players. Follow the steps in the table below to find and retrieve court audio files.

STEP	RESULT															
<p>1. Login to PACER.</p> <p>2. Select Reports from the menu bar.</p>	 <p>The screenshot shows the ECF Reports menu bar with 'Reports' circled in red. Below the menu bar is the U.S. District Court District of Nebraska logo and the text 'Official Court Electronic Document Filing System'.</p>															
<p>3. Select the Docket Activity Report.</p>	 <p>The screenshot shows the ECF Reports page with 'Docket Activity' circled in red. Other options include Docket Sheet, Court Information, Civil Reports, Civil Cases, Judgment Index, Criminal Reports, Criminal Cases, Civil and Criminal Reports, and Written Opinions.</p>															
<p>4. Select any desired filters, such as Office or date range.</p> <p>5. From the Event Category field, select audio (for civil cases) and/or audio-cr (for criminal cases).</p> <p>6. Select Full docket text.</p> <p>7. Click on Run Report.</p>	 <p>The screenshot shows the 'Docket Activity Report PUBLIC ACCESS' filter page. The 'Event category' dropdown is set to 'audio' and 'audio-cr', both circled in red. The 'Case flags' dropdown is set to 'Full docket text', also circled in red. Other filters include Case number, Office (4 Lincoln, 7 North Platte, 8 Omaha), Case type (Attorney Discipline, Civil), Case flags (CLOSED, CONSOLIDATED-LEAD CASE), Filed between (8/5/2007 and 8/6/2007), and Sort by (Case Number). There are 'Run Report' and 'Clear' buttons at the bottom.</p>															
<p>8. A list of all audio files for the given date range will be displayed. Click on the document number in the third column to access the audio file.</p>	 <p>The screenshot shows the 'Docket Activity Report' results table for the U.S. District Court - District of Nebraska, Report Filed Period: 7/23/2007 - 8/1/2007. The table has columns for Case Number/Title, Dates, Category/Event, Docketed by, and Notes. Two rows are visible, with document numbers 50 and 51 circled in red.</p> <table border="1"> <thead> <tr> <th>Case Number/Title</th> <th>Dates</th> <th>Category/Event</th> <th>Docketed by</th> <th>Notes</th> </tr> </thead> <tbody> <tr> <td>8:02-cv-09000-JFB-TDT Coyote v. ACME</td> <td>Entered: 08/01/2007 08:29:41 Filed: 08/01/2007</td> <td>Category: audio Event: Audio File Document: 50</td> <td>LKP Type: crt</td> <td>Cause: 281331 Fed. Question: Personal Injury NCC: Personal Inj. Prod. Liability Office: 8 Omaha Referral: Joseph F. Batillon Jury demand: Plaintiff Case Flags: STAT-MED</td> </tr> <tr> <td></td> <td>Entered: 08/01/2007 08:29:44 Filed: 08/01/2007</td> <td>Category: audio Event: Audio File Document: 51</td> <td>TIS Type: crt</td> <td></td> </tr> </tbody> </table>	Case Number/Title	Dates	Category/Event	Docketed by	Notes	8:02-cv-09000-JFB-TDT Coyote v. ACME	Entered: 08/01/2007 08:29:41 Filed: 08/01/2007	Category: audio Event: Audio File Document: 50	LKP Type: crt	Cause: 281331 Fed. Question: Personal Injury NCC: Personal Inj. Prod. Liability Office: 8 Omaha Referral: Joseph F. Batillon Jury demand: Plaintiff Case Flags: STAT-MED		Entered: 08/01/2007 08:29:44 Filed: 08/01/2007	Category: audio Event: Audio File Document: 51	TIS Type: crt	
Case Number/Title	Dates	Category/Event	Docketed by	Notes												
8:02-cv-09000-JFB-TDT Coyote v. ACME	Entered: 08/01/2007 08:29:41 Filed: 08/01/2007	Category: audio Event: Audio File Document: 50	LKP Type: crt	Cause: 281331 Fed. Question: Personal Injury NCC: Personal Inj. Prod. Liability Office: 8 Omaha Referral: Joseph F. Batillon Jury demand: Plaintiff Case Flags: STAT-MED												
	Entered: 08/01/2007 08:29:44 Filed: 08/01/2007	Category: audio Event: Audio File Document: 51	TIS Type: crt													

Digital Audio Files Available over the Internet

STEP	RESULT								
<p>9. The audio files are in MP3 format and embedded as an attachment to a PDF. Click the Attachments tab or paper clip icon (depending on the version of Acrobat) to display a link to the MP3 file.</p> <p><u>Note:</u> If you do not see the paper clip icon or Attachments pane:</p> <ul style="list-style-type: none"> • Acrobat 7, 8, or 9 go to View...Navigation Panels...Attachments. • Acrobat X or XI go to View...Show/Hide...Navigation Panes..Attachments. 	 <p>The screenshot shows a PDF viewer interface. At the top, the text "This PDF contains an attachment" is visible. Below it, a toolbar includes "Open", "Save", "Add", "Delete", and "Search". A table lists the attachment:</p> <table border="1"> <thead> <tr> <th>Name</th> <th>Description</th> <th>Modified</th> <th>Size</th> </tr> </thead> <tbody> <tr> <td>0003_A00.mp3</td> <td>/tmp/0003_A00.mp3</td> <td>Unknown</td> <td>Unknown</td> </tr> </tbody> </table> <p>A red arrow points to the paper clip icon in the left sidebar.</p>	Name	Description	Modified	Size	0003_A00.mp3	/tmp/0003_A00.mp3	Unknown	Unknown
Name	Description	Modified	Size						
0003_A00.mp3	/tmp/0003_A00.mp3	Unknown	Unknown						

Please note:

Chrome may not be compatible with downloading the audio files. Firefox or Edge are the suggested effective browsers.